

























































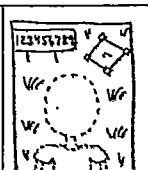















## Lesson 16: Pre-Algebra Unit Review

**Directions:** Find the correct answer and use a pencil to DRAW the object that corresponds to your answer.

<p>1. <math>12 \div 3 \times 2</math></p> <table border="1" style="width: 100%; border-collapse: collapse;"> <tr> <td style="width: 50%; padding: 2px;">(a) If your answer is <u>8</u> draw the following hat on the head.</td> <td style="width: 50%; text-align: center; padding: 2px;"></td> </tr> <tr> <td style="padding: 2px;">(b) If your answer is <u>2</u> draw the following hat on the head.</td> <td style="text-align: center; padding: 2px;"></td> </tr> </table>	(a) If your answer is <u>8</u> draw the following hat on the head.		(b) If your answer is <u>2</u> draw the following hat on the head.		<p>2.</p> <table border="1" style="width: 100%; border-collapse: collapse; text-align: center;"> <tr> <td><math>x</math></td> <td>2</td> <td>4</td> <td>6</td> </tr> <tr> <td><math>y</math></td> <td>8</td> <td>16</td> <td>24</td> </tr> </table> <table border="1" style="width: 100%; border-collapse: collapse;"> <tr> <td style="width: 50%; padding: 2px;">(a) If your answer is <u><math>y = 4x</math></u> draw the following hair.</td> <td style="width: 50%; text-align: center; padding: 2px;"></td> </tr> <tr> <td style="padding: 2px;">(b) If your answer is <u><math>x = 4y</math></u> draw the following hair.</td> <td style="text-align: center; padding: 2px;"></td> </tr> </table>	$x$	2	4	6	$y$	8	16	24	(a) If your answer is <u><math>y = 4x</math></u> draw the following hair.		(b) If your answer is <u><math>x = 4y</math></u> draw the following hair.		<p>3. the sum of a number <math>k</math> and 9</p> <table border="1" style="width: 100%; border-collapse: collapse;"> <tr> <td style="width: 50%; padding: 2px;">(a) If your answer is <u><math>9k</math></u> draw the following ears.</td> <td style="width: 50%; text-align: center; padding: 2px;"></td> </tr> <tr> <td style="padding: 2px;">(b) If your answer is <u><math>k + 9</math></u> draw the following ears.</td> <td style="text-align: center; padding: 2px;"></td> </tr> </table>	(a) If your answer is <u><math>9k</math></u> draw the following ears.		(b) If your answer is <u><math>k + 9</math></u> draw the following ears.	
(a) If your answer is <u>8</u> draw the following hat on the head.																						
(b) If your answer is <u>2</u> draw the following hat on the head.																						
$x$	2	4	6																			
$y$	8	16	24																			
(a) If your answer is <u><math>y = 4x</math></u> draw the following hair.																						
(b) If your answer is <u><math>x = 4y</math></u> draw the following hair.																						
(a) If your answer is <u><math>9k</math></u> draw the following ears.																						
(b) If your answer is <u><math>k + 9</math></u> draw the following ears.																						
<p>4. <math>x + 8 = 11</math></p> <table border="1" style="width: 100%; border-collapse: collapse;"> <tr> <td style="width: 50%; padding: 2px;">(a) If your answer is <u><math>x = 19</math></u> draw the following eyes.</td> <td style="width: 50%; text-align: center; padding: 2px;"></td> </tr> <tr> <td style="padding: 2px;">(b) If your answer is <u><math>x = 3</math></u> draw the following eyes.</td> <td style="text-align: center; padding: 2px;"></td> </tr> </table>	(a) If your answer is <u><math>x = 19</math></u> draw the following eyes.		(b) If your answer is <u><math>x = 3</math></u> draw the following eyes.		<p>5. <math>16 - 9 + 3</math></p> <table border="1" style="width: 100%; border-collapse: collapse;"> <tr> <td style="width: 50%; padding: 2px;">(a) If your answer is <u>10</u> draw the following eyebrows.</td> <td style="width: 50%; text-align: center; padding: 2px;"></td> </tr> <tr> <td style="padding: 2px;">(b) If your answer is <u>4</u> draw the following eyebrows.</td> <td style="text-align: center; padding: 2px;"></td> </tr> </table>	(a) If your answer is <u>10</u> draw the following eyebrows.		(b) If your answer is <u>4</u> draw the following eyebrows.		<p>6. the quotient of a number <math>y</math> and 7</p> <table border="1" style="width: 100%; border-collapse: collapse;"> <tr> <td style="width: 50%; padding: 2px;">(a) If your answer is <u><math>y \div 7</math></u> draw the following nose.</td> <td style="width: 50%; text-align: center; padding: 2px;"></td> </tr> <tr> <td style="padding: 2px;">(b) If your answer is <u><math>7 \div y</math></u> draw the following nose.</td> <td style="text-align: center; padding: 2px;"></td> </tr> </table>	(a) If your answer is <u><math>y \div 7</math></u> draw the following nose.		(b) If your answer is <u><math>7 \div y</math></u> draw the following nose.									
(a) If your answer is <u><math>x = 19</math></u> draw the following eyes.																						
(b) If your answer is <u><math>x = 3</math></u> draw the following eyes.																						
(a) If your answer is <u>10</u> draw the following eyebrows.																						
(b) If your answer is <u>4</u> draw the following eyebrows.																						
(a) If your answer is <u><math>y \div 7</math></u> draw the following nose.																						
(b) If your answer is <u><math>7 \div y</math></u> draw the following nose.																						
<p>7. <math>4k + 6 = 30</math></p> <table border="1" style="width: 100%; border-collapse: collapse;"> <tr> <td style="width: 50%; padding: 2px;">(a) If your answer is <u><math>k = 6</math></u> draw the following smile.</td> <td style="width: 50%; text-align: center; padding: 2px;"></td> </tr> <tr> <td style="padding: 2px;">(b) If your answer is <u><math>k = 9</math></u> draw the following smile.</td> <td style="text-align: center; padding: 2px;"></td> </tr> </table>	(a) If your answer is <u><math>k = 6</math></u> draw the following smile.		(b) If your answer is <u><math>k = 9</math></u> draw the following smile.		<p>8. <math>\frac{y}{7} = 14</math></p> <table border="1" style="width: 100%; border-collapse: collapse;"> <tr> <td style="width: 50%; padding: 2px;">(a) If your answer is <u><math>y = 98</math></u> draw a rectangle under EACH eye.</td> <td style="width: 50%; text-align: center; padding: 2px;"></td> </tr> <tr> <td style="padding: 2px;">(b) If your answer is <u><math>y = 2</math></u> draw an oval under EACH eye.</td> <td style="text-align: center; padding: 2px;"></td> </tr> </table>	(a) If your answer is <u><math>y = 98</math></u> draw a rectangle under EACH eye.		(b) If your answer is <u><math>y = 2</math></u> draw an oval under EACH eye.		<p>9. <math>r = 60 \text{ mph}</math> <math>t = 3 \text{ hrs.}</math> <math>d = r \times t</math> Find <math>d</math>.</p> <table border="1" style="width: 100%; border-collapse: collapse;"> <tr> <td style="width: 50%; padding: 2px;">(a) If your answer is <u>180 miles</u> draw stubs of hair all over the chin and cheeks.</td> <td style="width: 50%; text-align: center; padding: 2px;"></td> </tr> <tr> <td style="padding: 2px;">(b) If your answer is <u>20 miles</u> draw stubs of hair all over the neck and arms.</td> <td style="text-align: center; padding: 2px;"></td> </tr> </table>	(a) If your answer is <u>180 miles</u> draw stubs of hair all over the chin and cheeks.		(b) If your answer is <u>20 miles</u> draw stubs of hair all over the neck and arms.									
(a) If your answer is <u><math>k = 6</math></u> draw the following smile.																						
(b) If your answer is <u><math>k = 9</math></u> draw the following smile.																						
(a) If your answer is <u><math>y = 98</math></u> draw a rectangle under EACH eye.																						
(b) If your answer is <u><math>y = 2</math></u> draw an oval under EACH eye.																						
(a) If your answer is <u>180 miles</u> draw stubs of hair all over the chin and cheeks.																						
(b) If your answer is <u>20 miles</u> draw stubs of hair all over the neck and arms.																						
<p>10. 6 less than a number <math>y</math></p> <table border="1" style="width: 100%; border-collapse: collapse;"> <tr> <td style="width: 50%; padding: 2px;">(a) If your answer is <u><math>6 - y</math></u> draw the following lines and buttons on the shirt.</td> <td style="width: 50%; text-align: center; padding: 2px;"></td> </tr> <tr> <td style="padding: 2px;">(b) If your answer is <u><math>y - 6</math></u> draw the following lines and buttons on the shirt.</td> <td style="text-align: center; padding: 2px;"></td> </tr> </table>	(a) If your answer is <u><math>6 - y</math></u> draw the following lines and buttons on the shirt.		(b) If your answer is <u><math>y - 6</math></u> draw the following lines and buttons on the shirt.		<p>11. <math>16 = y - 9</math></p> <table border="1" style="width: 100%; border-collapse: collapse;"> <tr> <td style="width: 50%; padding: 2px;">(a) If your answer is <u><math>y = 7</math></u> draw the following baseball diamond, grass, and scoreboard in the background.</td> <td style="width: 50%; text-align: center; padding: 2px;"></td> </tr> <tr> <td style="padding: 2px;">(b) If your answer is <u><math>y = 25</math></u> draw the following baseball diamond, grass, and scoreboard in the background.</td> <td style="text-align: center; padding: 2px;"></td> </tr> </table>	(a) If your answer is <u><math>y = 7</math></u> draw the following baseball diamond, grass, and scoreboard in the background.		(b) If your answer is <u><math>y = 25</math></u> draw the following baseball diamond, grass, and scoreboard in the background.		<p>12.</p> <table border="1" style="width: 100%; border-collapse: collapse; text-align: center;"> <tr> <td><math>x</math></td> <td>6</td> <td>8</td> <td>10</td> </tr> <tr> <td><math>y</math></td> <td>13</td> <td>15</td> <td>17</td> </tr> </table> <table border="1" style="width: 100%; border-collapse: collapse;"> <tr> <td style="width: 50%; padding: 2px;">(a) If your answer is <u><math>x = y - 7</math></u> draw a baseball in the background.</td> <td style="width: 50%; text-align: center; padding: 2px;"></td> </tr> <tr> <td style="padding: 2px;">(b) If your answer is <u><math>y = x - 7</math></u> draw a baseball bat in the background.</td> <td style="text-align: center; padding: 2px;"></td> </tr> </table>	$x$	6	8	10	$y$	13	15	17	(a) If your answer is <u><math>x = y - 7</math></u> draw a baseball in the background.		(b) If your answer is <u><math>y = x - 7</math></u> draw a baseball bat in the background.	
(a) If your answer is <u><math>6 - y</math></u> draw the following lines and buttons on the shirt.																						
(b) If your answer is <u><math>y - 6</math></u> draw the following lines and buttons on the shirt.																						
(a) If your answer is <u><math>y = 7</math></u> draw the following baseball diamond, grass, and scoreboard in the background.																						
(b) If your answer is <u><math>y = 25</math></u> draw the following baseball diamond, grass, and scoreboard in the background.																						
$x$	6	8	10																			
$y$	13	15	17																			
(a) If your answer is <u><math>x = y - 7</math></u> draw a baseball in the background.																						
(b) If your answer is <u><math>y = x - 7</math></u> draw a baseball bat in the background.																						

Directions: Find the correct answer and COLOR the object that corresponds to your answer.

<p>13.</p> $9 + 2(5 - 3)$ <p>(a) If your answer is <u>22</u> color the rim of the hat red.</p> <p>(b) If your answer is <u>13</u> color the rim of the hat black.</p>	<p>14.</p> <p>the product of a number <math>k</math> and 6</p> <p>(a) If your answer is <u><math>6k</math></u> color the rest of the hat gray.</p> <p>(b) If your answer is <u><math>k+6</math></u> color the rest of the hat yellow.</p>	<p>15.</p> $y \div 3 - 4 = 10$ <p>(a) If your answer is <u>42</u> color the hair brown.</p> <p>(b) If your answer is <u>18</u> color the hair yellow.</p>								
<p>16. <math>d = 350 \text{ miles}</math> <math>t = 7 \text{ hrs.}</math></p> $r = \frac{d}{t}$ <p>(a) If your answer is <u>50 mph</u> color the eyes blue.</p> <p>(b) If your answer is <u>2450 mph</u> color the eyes green.</p>	<p>17.</p> $21 = x - 8$ <p>(a) If your answer is <u><math>x = 29</math></u> color the shape under each eye black.</p> <p>(b) If your answer is <u><math>x = 13</math></u> color the shape under each eye brown.</p>	<p>18.</p> $\frac{48 \div 8 + 4 \times 3}{15 - 9 + 3}$ <p>(a) If your answer is <u>2</u> color the ears, face, nose, neck, and arms pink.</p> <p>(b) If your answer is <u>6</u> color the ears, face, nose, neck, and arms apricot.</p>								
<p>19.</p> $y + 9 = 38$ <p>(a) If your answer is <u><math>31 = y</math></u> outline the eyebrows, eyes, and nose in brown.</p> <p>(b) If your answer is <u><math>29 = y</math></u> outline the eyebrows, eyes, and nose in black.</p>	<p>20.</p> $5y - 10 = 35$ <p>(a) If your answer is <u><math>y = 9</math></u> outline the mouth in red.</p> <p>(b) If your answer is <u><math>y = 5</math></u> outline the mouth in black.</p>	<p>21.</p> <p>6 times the sum of a number <math>k</math> and 9</p> <p>(a) If your answer is <u><math>6(k+9)</math></u> outline the stubs of hair in black.</p> <p>(b) If your answer is <u><math>6k+9</math></u> outline the stubs of hair in brown.</p>								
<p>22.</p> $7y = 21$ <p>(a) If your answer is <u><math>y = 14</math></u> color the buttons on the shirt red.</p> <p>(b) If your answer is <u><math>y = 3</math></u> color the buttons on the shirt yellow.</p>	<p>23.</p> <table border="1" style="margin-left: auto; margin-right: auto;"> <tbody> <tr> <td><math>x</math></td> <td>3</td> <td>4</td> <td>5</td> </tr> <tr> <td><math>y</math></td> <td>8</td> <td>10</td> <td>12</td> </tr> </tbody> </table> <p>(a) If your answer is <u><math>y = 3x - 1</math></u> color the shirt orange.</p> <p>(b) If your answer is <u><math>y = 2x + 2</math></u> color the shirt gray.</p>	$x$	3	4	5	$y$	8	10	12	<p>24.</p> $\frac{y}{5} + 3 = 8$ <p>(a) If your answer is <u><math>y = 25</math></u> outline the lines on the shirt in black.</p> <p>(b) If your answer is <u><math>y = 1</math></u> outline the lines on the shirt in green.</p>
$x$	3	4	5							
$y$	8	10	12							
<p>25.</p> $6 + 2y = 18$ <p>(a) If your answer is <u><math>y = 6</math></u> color the baseball diamond brown and white.</p> <p>(b) If your answer is <u><math>y = 12</math></u> color the baseball diamond green and white.</p>	<p>26.</p> $6 + \frac{16 - 4 \times 2}{7 - 3}$ <p>(a) If your answer is <u>8</u> color the grass green.</p> <p>(b) If your answer is <u>12</u> color the grass brown.</p>	<p>27.</p> <p>the difference of a number <math>k</math> and 7</p> <p>(a) If your answer is <u><math>k+7</math></u> color the rest of the background using ONE color.</p> <p>(b) If your answer is <u><math>k-7</math></u> color the rest of the background using MANY colors.</p>								

Artistic Tip: Your picture will look fantastic if you outline the major features using a black crayon or marker!

